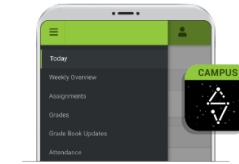




To download Campus Parent mobile app, visit the App Store or Google Play and search Campus Parent or click on the direct link below.



# Infinite Campus Parent and Student Portal




To download Campus Student mobile app, visit the App Store or Google Play and search Campus Student or click on the direct link below.



## STAY ENGAGED & STAY CONNECTED.

See what is happening in the classroom so you can understand, monitor, and participate in the educational process.

Stay up to date on grades, assignments, attendance announcements, schedules and more.



### DAILY PLANNER

daily overview



### ASSIGNMENTS

browse assignments



### ATTENDANCE

view attendance



### GRADES

access grades anytime



### SCHEDULES

check schedules



### ONLINE REGISTRATION

existing families

# To Access Infinite Campus Parent Portal

Go to [tinyaps.com/?parent](https://tinyaps.com/?parent)

----- or -----

1. Go to the APS Homepage
2. Click Parents



3. Click Infinite Campus Parent Portal



[Infinite Campus Parent Portal Log-in](#)

[Infinite Campus Parent Portal help documents](#)

#### 4. Click Infinite Campus Parent Portal Login

Atlanta Public School

#### 5. Select Campus Parent

Log in to

Campus Student

or

Campus Parent

Atlanta Public School

Single Sign-On (SSO)

or

Parent Username

Password

Log In

[Forgot Password?](#) [Forgot Username?](#) [Help](#)

[Log in to Campus Student](#)

or

New User?

Campus Parent

Announcements

For more information on creating a Parent Portal Account visit the [IC Parent Portal Information](#) page.

To request a Parent Portal Activation Key visit the [Parent Portal Activation Key Lookup](#) page.

You'll need:

Your child's Student Number (It can be found on your student's report card or transcript.)

Your child's Social Security Number (SSN) or the SSN-like number\* assigned to your child.

\*If you did not provide your child's SSN at enrollment/registration, they were assigned an SSN-like number. To receive that number, you will need to visit the school's main office and present a valid photo ID.

APS Parents can access the SLDS Parent Portal through Infinite Campus. To learn more about the SLDS Parent Portal, [click here](#).

#### 6. Click New User

## New User?

Activate your Campus Portal account by entering the activation key sent to you by your district.

If you do not have an activation key, please visit the [Parent Portal Activation Key Lookup](#) page. You will need:

- Your child's Student Number (It can be found on your student's report card or transcript.)
- The last four digits of your child's Social Security Number (SSN) or the SSN-like number\* assigned to your child.

\*If you did not provide your child's SSN at enrollment/registration, they were assigned an SSN-like number. To receive the last four digits of that number, you will need to contact your child's school.

If you receive the error message that your Activation Key has already been used, that means you already have an account and should proceed to the [Login page](#).

For help obtaining your activation key please reach out to your local school or submit a [Let's Talk ticket](#).

Activation Key \*

Enter 30-digit Activation Key

Submit

[Back to Login](#)

**7. Enter your Activation Key (including dashes) and click *Submit***

## Create Campus Parent Account

Welcome **Minnie Mouse !**

Username \*

testparent

Password \*

••••••••••••••••

Confirm Password \*

••••••••••••••••

Password Strength

100%

Submit

[Back to Login](#)

**8. Create a Username and Password that you can remember, then click *Submit***

**9. On the Success screen click *Back to Login***

Success!

Congratulations! You have successfully created your Campus Parent account!

[Back to Login](#)

Campus Parent

### Atlanta Public School

Single Sign-On (SSO)

\_\_\_\_\_ or \_\_\_\_\_

Parent Username

testparent

Password

strong password

Log In

[Forgot Password?](#)
[Forgot Username?](#)
[Help](#)

Log in to Campus Student

\_\_\_\_\_ or \_\_\_\_\_

[New User?](#)

### Announcements

For more information on creating a Parent Portal Account visit the [IC Parent Portal Information](#) page.

To request a Parent Portal Activation Key visit the [Parent Portal Activation Key Lookup](#) page.

You'll need:

Your child's Student Number (It can be found on your student's report card or transcript.)

Your child's Social Security Number (SSN) or the SSN-like number\* assigned to your child.

\*If you did not provide your child's SSN at enrollment/registration, they were assigned an SSN-like number. To receive that number, you will need to visit the school's main office and present a valid photo ID.

APS Parents can access the SLDS Parent Portal through Infinite Campus. To learn more about the SLDS Parent Portal, [click here](#).

### Set Email

**You are required to set an account security email.**

Please enter the email address that can be used for security purposes. An email will be sent to verify the change.

New Account Security Email

minniemouse@gmail.com

Confirm New Account Security Email

minniemouse@gmail.com

Enter Campus Password

strong password

Log Off

Save

**12. Enter your email address twice**

**13. Enter your same password again**

**14. Click *Save***

## 11. Enter newly created credentials and click *Log In*

Menu

Infinite Campus

Message Center

---

Today

---

Calendar

---

Academic Plan

---

Fees

---

More

### Message Center

Announcements

Inbox

#### District Announcement

Thursday 07/30/2020

**Parents/Guardians:** The Pandemic EBT Supplemental Nutrition Assistance Form is [now available online](#).

You will need your child's Georgia Testing Identification Number (GTID) to complete the application process. This number can be found in Parent Portal by following the steps below:

1. Login to Parent Portal
2. Select **More** (on the left side of the screen - in the black box)
3. Select **GTID** (in the middle of the screen - in the white box)
4. The GTID number will populate and you can copy and paste into the application
5. You can switch between students in your household in the upper right corner of the screen

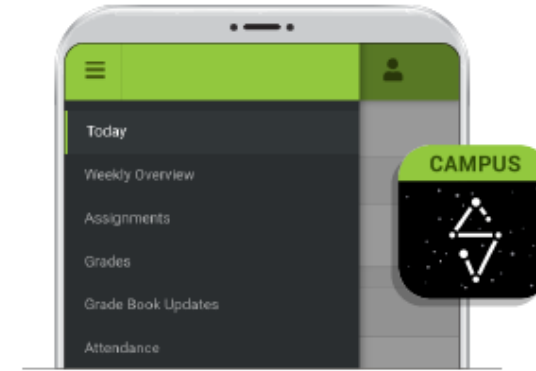
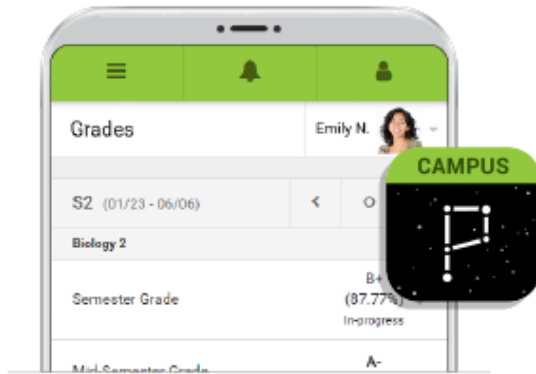
\*If your student does not have a GTID number, please contact the school to verify that all required information has been submitted.

For more information about P-EBT click [here](#).

**15. Congratulations! You are in.**


***\*Remember to check your email and verify your email address***

# Download the Mobile App to stay connected on the go!



*To download Campus Parent mobile app, visit the App Store or Google Play and search Campus Parent or click on the direct link below.*

*To download Campus Student mobile app, visit the App Store or Google Play and search Campus Student or click on the direct link below.*



**DAILY PLANNER**  
daily overview



**ASSIGNMENTS**  
browse assignments



**ATTENDANCE**  
view attendance



**GRADES**  
access grades anytime



**SCHEDULES**  
check schedules



**ONLINE REGISTRATION**  
existing families

# Campus Parent (Mobile App) Setup

Infinite Campus

District Name

Enter at least three char...

State

Search District

Back to Login

Help

Infinite Campus

District Name

Atl

State

Georgia

Search District

Back to Login

Help

Infinite Campus

Select Your District

SLAM Atlanta

International Charter Sc...

Atlanta City

Atlanta Unbound Acade...

Back to Search

Infinite Campus

Campus Parent

Atlanta Public School

Single Sign-On (SSO)

Parent Username

Password

Stay logged in

Log In

Forgot Password? Forgot Username? Help

Change District

New User?

1. Ent **ATL** in the District Name Search box

2. Select **Georgia** for the State

3. Click *Search District*

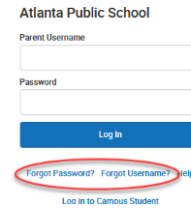
4. Select **Atlanta City**

5. Enter credentials and click *Log In*  
or  
Click *New User*

# Parent Portal FAQs

## What do I do if it says my Activation key has already been used?

- This means that an account has already been created. If you do not remember the username and/or password, please click Forgot Username or Forgot Password.



## What if I click Forgot Username or Forgot Password and don't receive an email?

- This means that you didn't complete the email verification or the email we have on record is incorrect. Please submit a Let's Talk ticket and include your name, your email, your child's name, grade, date of birth and school.



## Do I need to create my own account? Can't I just use my child's login?

- While students have access to many features they cannot complete Surveys, not can they update contact information. Students also cannot complete Online Registration.

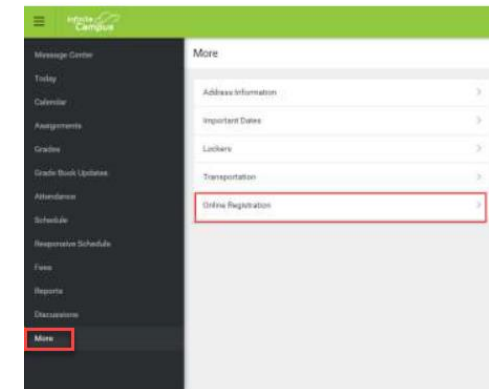
## What if I don't see all of my children?

- This means that the school may not have realized you were already in the system. Please contact your school and ask that your households be combined.



## How do I Register an Existing student through Parent Portal?

Click More->Online Registration



## What if I don't see the Begin Enrollment button under Online Registration?

- Please submit a Let's Talk ticket and include your name, your email, your child's name, grade, date of birth and school.

